



# Jazz Beginnings

Presented by  
Dr. Rene Boyer

Sponsored by Peripole, Inc.



alamy stock photo

# Jazz Beginnings

**Rationale for Session:** Every child needs to be introduced to Blues and Jazz, a style of music that had its origin in the United States. Blues and jazz contain important musical elements that can help reinforce understanding of form, rhythm, texture, harmony and melody.

**Description of Session:** This session is designed to enable students to perform 12-bar blues.

It will help teachers understand the blues sequence and introduce to them popular child-friendly songs, books, and instrumental pieces and listening examples that use this standard jazz form.



# What is Jazz?

**Jazz is Freedom!**

**Jazz is Fun!**

**Jazz has something for everyone!**

**You get to clap some rhythms!**

**You get to move in time!**

**Instruments will talk to you.**

**In syncopated time!**

# Steppin' Into Jazz

Boyer

Hump - ty Dump - ty was good look - in' \_\_\_\_\_ Hump - ty Dump - ty had it all. \_\_\_\_\_  
All the King's men came to help him. \_\_\_\_\_ There was lit - tle they could do. \_\_\_\_\_  
There's a les - son we should learn here. \_\_\_\_\_ There is some-thing you should know. \_\_\_\_\_

5  
Yeah!

5  
Hump - ty Dump - ty tried to text me, \_\_\_\_\_ Then ol' Hump - ty had a fall. \_\_\_\_\_  
Tried to put him back to - geth - er. \_\_\_\_\_ Us - ing dif - ferent kinds of glue. \_\_\_\_\_  
5 Stop the text - ing when you're walk - in' \_\_\_\_\_ or you'll fall deep down be - low. \_\_\_\_\_

# Ostinati

4/4

Hel - lo child - ren Boog - ie Woog - ie Rum - ble of a dream de - ferred.

Detailed description: This block contains the first line of musical notation. It starts with a 4/4 time signature and a repeat sign. The melody consists of quarter notes: G4, A4, G4, F4, G4, A4, B4, A4, G4, F4, E4, D4. The lyrics are placed below the notes. There are two thick black bars above the notes 'Boog - ie' and 'Woog - ie', indicating an ostinato. The piece ends with a fermata over the final note.

) 4

That boog - ie

Detailed description: This block contains the second line of musical notation. It begins with a fermata over a whole rest, followed by a measure with a fermata over another whole rest. The lyrics 'That boog - ie' are positioned below the notes. The melody consists of quarter notes: G4, A4, B4. There is a thick black bar below the notes 'boog - ie', indicating an ostinato.

Good  
Morning  
Children by  
Langston  
Hughes

Good Mornin' Children,  
Haven't you heard? (I said. . .)

Good Mornin' Children,  
Haven't you heard?

The Boogie Woogie Rumble,  
of a dream deferred.

# 12- Bar Blues Chord Progression

Using Orff barred instruments, add 12-bar blues progression in "C" as accompaniment to poem.

I I I I

IV IV I I

V7 IV I I

# Standard Tuning for the Ukelele

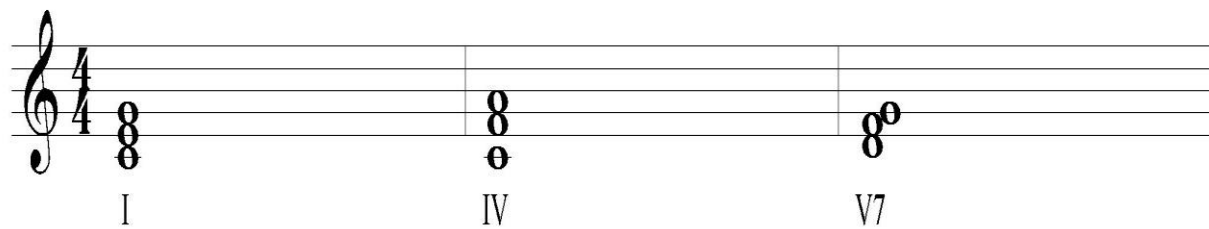
G-C-E-A—My Dog Has Flees

Download the a Ukelele App

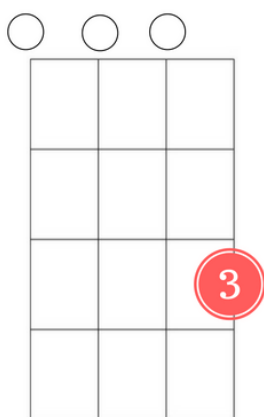
<https://www.pinterest.com/pin/31342245531198427>



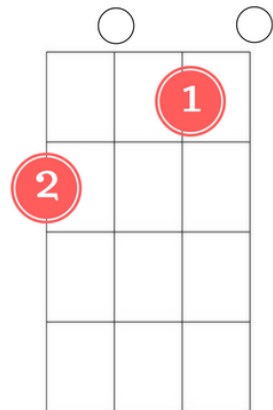
# I-IV-V7.



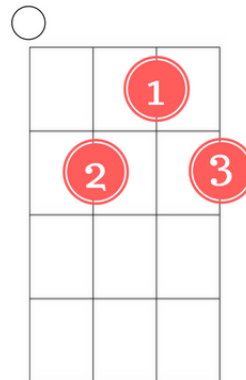
**C**



**F**



**G7**



## Blues Lyrics

- The lyrics of the blues mirrored the painful experiences of many African Americans. Many were very poor after slavery and they were uneducated. (Notice the language used in the blues lyrics below.) It was at this time that the misery and desperation of living conditions following the Civil War, was vented through their blues songs.
- In the following example, notice the rhyming scheme at the end of each phrase. This is common to the 12-bar blues.

# Good Mornin' Blues

- A. Good mornin' blues; Blues, how do you **do**?
- A. Good mornin' blues; Blues, how do you **do**?
- B. I'm doing all right, good mornin', how are **you**?
  
- A. I lay down last night, turnin' from side to **side**.
- A. I lay down last night, turnin' from side to **side**.
- B. I was not asleep, but I was **dissatisfied**.

# Classroom Blues



We're here to make some music, We won't be very long.



We're here to make some music, We won't be very long.



Sit up in your seat now and listen to our song!



My name is \_\_\_\_\_ and I'm only \_\_\_\_\_ years old.



My name is \_\_\_\_\_ and I'm only \_\_\_\_\_ years old.



I love to sing the blues, even when the weather gets cold.

# Joe Turner Blues

- They tell me, Joe Turner's come and gone
- They tell be Joe Turner's come and gone.
- He left me hear to sing this song.

# Hound Dog

Elvis Presley  
Arr. Boyer

1  
You ain't noth-in' but a hound dog, — cry - in' all the time. You ain't noth-in' but a

This system contains the first three staves of music. The top staff is the vocal line, the middle staff is the piano accompaniment, and the bottom staff is the bass line. The key signature has one flat (Bb) and the time signature is 4/4. The lyrics are: "You ain't noth-in' but a hound dog, — cry - in' all the time. You ain't noth-in' but a".

6  
hound dog, — cry - in' all the time. Well, — you ain't

6  
6

This system contains the next three staves of music. The top staff is the vocal line, the middle staff is the piano accompaniment, and the bottom staff is the bass line. The lyrics are: "hound dog, — cry - in' all the time. Well, — you ain't". There are measure numbers 6 and 6 written above the piano and bass staves respectively.

10  
nev - er caught a rab - bit and you ain't no friend of mine. —

10  
10

This system contains the final three staves of music. The top staff is the vocal line, the middle staff is the piano accompaniment, and the bottom staff is the bass line. The lyrics are: "nev - er caught a rab - bit and you ain't no friend of mine. —". There are measure numbers 10 and 10 written above the piano and bass staves respectively.



# Blue Suede Shoes by Elvis Presley

- Well its, one for the money, two for the show,
- three to get ready and go cat go!
  
- But don't you, step on my blue suede shoes.
- You can do anything but lay off my blue suede shoes.
  
- Well you can knock me down, step in my face; slander my name, all over the place,
  
- But don't you, step on my blue suede shoes,
- You can do anything but lay off my blue suede shoes.



# One, Two, Three O'Clock Rock

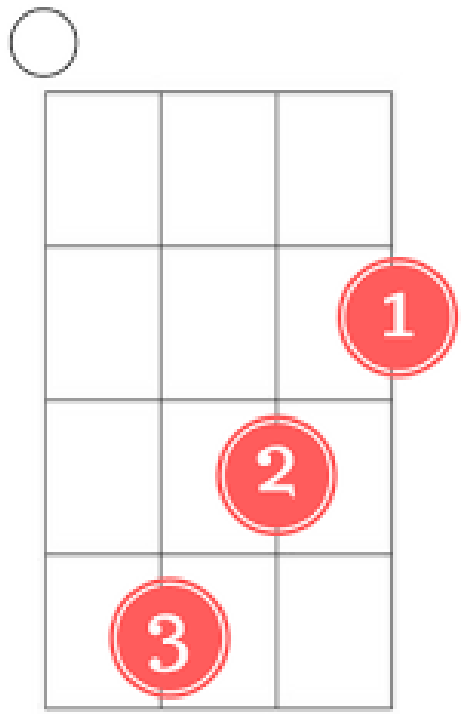
- One, two, three o'clock, four o'clock rock
- Five, six, seven o'clock, eight o'clock rock
- Nine, ten, eleven o'clock, twelve o'clock rock
- We're gonna rock around the clock tonight!
- 
- Put your glad rags on, join me, Hon
- We'll have some fun when the clock strikes one
- We're gonna rock around the clock tonight
- We're gonna rock, rock, rock, 'til broad daylight
- We're gonna rock, gonna rock around the clock tonight.
- 
- When the clock strikes two, three and four
- If the band slows down we'll yell for more
- We're gonna rock around the clock tonight
- We're gonna rock, rock, rock, 'til broad daylight
- We're gonna rock, gonna rock around the clock tonight.



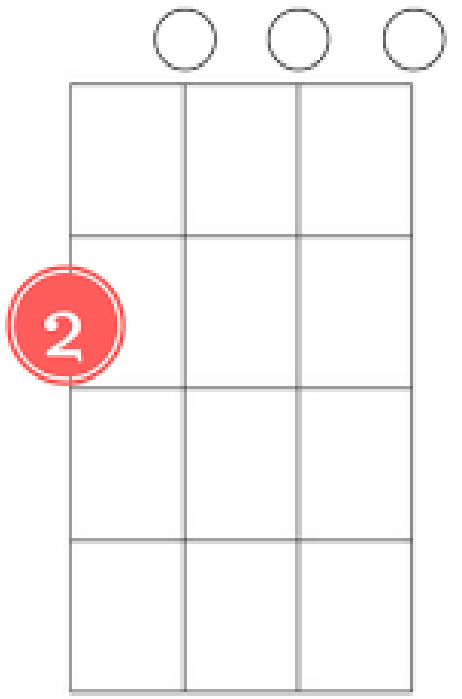


# E Minor Blues Chords

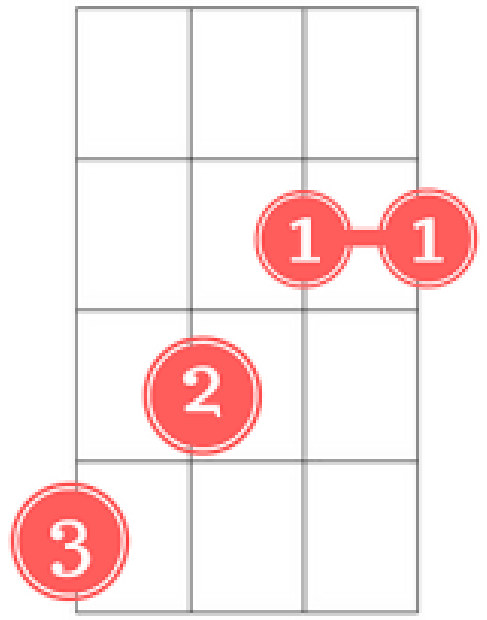
## **Em**



## **Am**



## **B**



# Minor Blues Dedicated to B.B. King

Boyer

Em

My joy is gone, My joy is gone a - way.

Am Am Em

My joy is gone, My joy is gone a - way.

Bm Am Em

I don't feel like play - in' Per - haps a no - ther day.



Texas Blues

I-Tunes (Blues in the Pocket Volume 3)

# Entries to Scatting

- A. Discuss some of the various languages that people throughout our world use to communicate. Ask children to show physical ways of communicating with one another. The Hi sign, waving, nodding heads, etc. Discuss the possibility of language not existing as we know it today. What are other possibilities? Perhaps making up our own language. Let's use scat syllables, or no nonsense syllables as our springboard.
- Scat singing can be defined as, “the alter ego of what instrumentalist play—a tenor sax, a trumpet player—when they improvise on their horns.
- Fred Flintstone and Scooby Doo are two cartoon characters. Both these characters had interesting ways of communicating, especially Fred.


# Abersold

- Use recordings from Abersold's 12-bar blues collections to use as background music for students to improvise. (These are the same recordings jazz musicians use to improvise over when they are not with the group.)



# C-Jam Blues by Duke Ellington


C-Jam Blues by Duke Ellington







- Everyday I Have the Blues

Using two notes, play 12-bar blues tune on the recorder. *“Everyday I Have the Blues”* is a perfect



# In the Mood





Alto Recorder

Alto Xylophone 1

Alto Xylophone 2

Tambourine

Bass Xylophone

9 A. Rec.

AX 1

AX 2

Tamb.

BX